

# Keeping In Touch

[www.seqcc.org](http://www.seqcc.org)

Volume **19** • Issue **7** • March **2023**

*Southeast Queens Camera Club News*

*A Member of the Photographic Federation of Long Island*

Women's History Month



*Bringing The Photographic Arts To Your Community*

## ***Your Officers and Their Schedules***

*President:* Brenda Gates

*Vice President:* Nyree Cyrus-Williams

*Secretary:* Jean-Marie Bain

*Secretary:* Gail Dobbins

### **STANDING COMMITTEES:**

*Competition:* Dianne Heggie • *Hospitality:* Charles Davis

*External Venue:* Doris King • *Field Trips:* Open

*Newsletter:* John Doherty, Jr. • *Programs & Education:* Jacqueline Polite

*Web & Technology:* Byron Henry, Jr. • *Membership:* Delian Slater

### **FOUNDERS:**

Dorothy Gist • Hughe Williams • Ron Caldwell\* • Jim Grant\*

*Advisor:* Lawrence Gallmon

*Past President:* Brenda Gates

*PFLI Del.:* Nyree Cyrus-Williams

*PSA Delegate:* Renée Harper

### **SEQCC MEETING SCHEDULE**

Southeast Queens Camera Club meets on the 2nd, 3rd and 4th Tuesday of each month at 7:00 p.m.  
1st Floor @ Roy Wilkins Family Center, 177-01 Baisley Blvd. at 177th Street, Jamaica, NY 11434

### **MEETING DATES: 2022–2023 SEASON**

September 6, 13, 20, 27

October 4, 11, 18, 25

November 1, 8, 15, 22

December 6, 13, 20, 27

January 3, 10, 17, 24, 31\*

February 7, 14, 23, 28

March 7, 14, 21, 28

April 4, 11, 18, 25

May 2, 9, 16, 23, 30\*

June 6, 13, 20, 27

### **SEQCC's CALENDAR: March 2023**

7th: Executive Board Meeting

14th: LR Portrait Editing with Nyree Cyrus-Williams

21st: Nature Photography with Irene Saziloto

28th: 5th Competition

Southeast Queens Camera Club does not endorse the content on any third-party website. *SEQCC* is not responsible for the content or result of any damages with third-parties. Your use of third-party websites is at your own risk and subject to the terms and conditions of use for such websites. ©Southeast Queens Camera Club 2023. All Rights Reserved. Unauthorized use of images contained in this newsletter or website is strictly prohibited. All uncredited images are royalty-free clip art or otherwise believed to be in the public domain. The Newsletter Committee looks forward to you sharing your experiences, skills and thoughts with the club. All members are welcome to submit articles and pictures to be published in the Newsletter. The deadline for receiving such information is the 25th of each month. Please forward your articles to [newsletter@seqcc.org](mailto:newsletter@seqcc.org). Thank you.

*\*Deceased*

# *Your Membership Corner*

## *A March Happy Birthday to You*

Roland Austin, 7th • William Taylor, 16th • Marvin Sheppard, 30th • Eunice Semple, 31st

## *You Should Become an active member*

### *Join a Committee*

#### **Just A Reminder to You**

##### **General Courtesy:**

Please turn your cell phone off or place them on vibrate during competition and when a Presenter is addressing the membership. Please refrain from asking questions and making audible comments until after the competition has concluded. Let's be mindful by showing respect to each other, the Judges and Presenters as we truly appreciate their services.

##### **All Committees Are Open for You:**

SEQCC does not operate without input and support from its members. Currently, the following committees need volunteers to help SEQCC continue to succeed as a club: External Venue, Field Trips, Newsletter and Programs & Education. Your participation on any committee is greatly appreciated. You may see any Executive Board member for more information.

##### ***Thank You in Advance.***

[Remember](#), this newsletter is interactive. Click on certain pictures or text to be linked to pages within for more in depth explanations or additional content.



## *President's Message*

### *Women's History Month!*

*As I thought about Celebrating Women's History Month, I ran across photographer, Tiffany Joy Sutton, painters Kehinde Wiley and Amy Sherald (the 1st African American women to paint the 1st African American president and 1st lady). It brought back memories of when Laylah Barrayn and Delphine Fawundu gave presentations at SEQCC a few years back. There are so many more up and coming Black Female Photographers preserving and archiving images of our history while making history.*

*Let's continue on this journey called life exploring our photographic vision and sharing our captured moments in time. Photography grants us freedom to creatively express our individual vision, so let's share it with the world.*

***Brenda***

# Savvy Photography Tips



10 Common Photography Mistakes to Avoid

5 Reasons to Shoot Landscapes in RAW

13 Tips for Breathtaking Headshot Photography

12 Tips for Gorgeous Pet Photography

# *Your Gear Review*



How to Keep Your Camera Safe (and Working): 5 Essential Tips

Canon Announces the EOS R8, the EOS R50, Plus New Lenses

The 11 Best Cameras for Street Photography in 2023



# Make a Difference with *Your* Post Processing



How to Create a Watercolor Effect in Photoshop (Step-By-Step Guide)

6 Photoshop Tools Everyone Should Know

3 Lightroom Tools to Enhance Your Nature and Wildlife Photography

## Your Competition News

Our SECC competitions for the 2022/2023 season will be held in person (Judges - via Zoom) on the 4th Tuesday, starting October 25th, 2022 @ 7:00 p.m. The five categories are Digitals (b&w and/or color), Prints (b&w and/or color) and Creative.. You can submit up to three images in each category. \*\*\*Please note SEQCC's Competition Dates and PFLI Competition Dates listed below for Digitals and Prints:

### Competition Dates

#### **SEQCC's Digitals and Prints are on the same date**

October 25th, 2022

November 22nd, 2022

January 24th, 2023

February 28th, 2023

March 28th, 2023

April 25th, 2023

May 23rd, 2023 (*Best of the Best*)

#### **PFLI Dates for Digitals**

October 14th, 2022

November 11th, 2022

December 9th, 2022

January 13th, 2023

February 10th, 2023

March 16th, 2023

April 14th, 2023

May 12th, 2023

(Leonard Victor) June 9th, 2023

#### **PFLI Dates for Prints**

November 12th, (Sept /Oct)

January 14th, 2023 (Nov /Dec)

March 16th, 2023 (Jan / Feb)

May 13th, 2023 (Mar / Apr)

June 10th, 2023 (Leonard Victor)

**When You Have Questions or concerns  
please feel free to contact any member of the**

#### **Competition Committee:**

Dianne Heggie, *Chair*

Corona Johnson

Ralph Simmons

John Mayes

Jean Bain





## PFLI SCORES — January 2023

**JUDGES:** *Sreve Kessler • Mike DiRenzo • Bonnie Forman-Franco*

24

CPA	Jean-Marie Bain	Resting Beauty	21
CPA	John Mayes	Captivating	21
CPB	Byron Henry, Jr.	Cityscape East	24
CPB	Christopher Lynch	Tranquil Moment	23
DBW	Carlton Johnson	Embodied	22
DBW	Charles Davis	Adonis	22
DBW	Corona Johnson	Primate	24
DBW	Daniel Leake	Professor	24
DBW	Byron Henry, Jr.	Vantage Point	25
DBWP II	John Mayes	Night Photo	21
DBWP II	Lawrence Gallmon	The Hempstead Lake	21
DBW II	Nyree Cyrus-Williams	Brooklyn Style	22
DBW II	Ralph Simmons	Hello It's Me	
DBW II	Ken Whitehead	Broken Stem	24
DBW III	Renée Harper	Wearing B&W Batik	22
DPA	Dianne Heggie	Lean On Me	22
DPA	John Mayes	Mr. Harmonica	23
DPA	Corona Johnson	Morning Dew Leaf	22
DPA	Doris King	Mohonk Resort	21
DPA	Jean-Marie Bain	Fall Leaves	21

**PFLI SCORES — January 2023** (cont.)

DPAll	Lawrence Gallmon	Head Gator Head	21
DPAll	Ralph Simmons	The Run	21
DPAll	Leonard Nangle	Dinner Plate Dahlia	22
DPAll	Ken Whitehead	Flowers In Pink	23
DPAll	Nyree Cyrus-Williams	Bare Beauty	25
DPB	Byron Henry, Jr.	Clear Sky Now	22
DPB	Charles Davis	Red	19
DPB	Dotti-Anita Taylor	Musical Magic	21
DPB	Carlton Johnson	Pinnacle	23
DPB	Daniel Leake	Mellow Yellow	21
DPBII	Renée Harper	All Eyes On Me	21
DPBII	Stephen Francis	With A Loud Voice	21
CRE	John Mayes	Selfie	21
CRE	Dotti Anita Taylor	Happy Hour	21
CRE	Carlton Johnson	Submerged	21
CRE	Lawrence Gallmon	Palm Fan	21
CRE	Renée Harper	Joys Band Loop	21

**Great job SEQCC!!!**

Next PFLI Prints & Digital Competition will be held on Thursday, March 16th, in-person.

Scores of 22+ can be viewed on [PFLIonline.com](http://PFLIonline.com)

# Images of the Month

Color Digital

**Salon**



Nyree Cyrus-Williams "*Western Noir*"

**A Group**



Renée Harper "*Golden Shirt*"

**B Group**



Stephen Francis "*Songstress*"

## Salon



Lawrence Gallmon *"Three Time All Star"*

## A Group




Renée Harper *"Beautiful Vomfort"*

C  
o  
l  
o  
r

P  
r  
i  
n  
t

## Salon



Nyree Cyrus-William  
*"In Deep Thought"*

## B&W Digital

### A Group



Renée Harper  
*"Harbiner in Black and White"*


### B Group



Daniel Leake *"The Vanderbilt"*

## B&W Print

### Salon



John Mayes "*Hoodie*"



## Westchester Photographic Society

<https://www.wpsphoto.org/>

**Presents: Irene Sacilotto**

[www.ospreyphoto.com](http://www.ospreyphoto.com)

***Friday March 10, 2023: 7:30PM***



### **A Passion for Wildlife Photography, the Stories Behind the Images Topic**

This talk is based on my more than 35 plus years' experience photographing wildlife and covers the requirements, strategies, techniques, and equipment required to capture engaging images of animals in their natural habitat. Included is information on lighting and composition, plus locating, attracting, and approaching wildlife. The program is interwoven with some entertaining stories behind some of the images.

### **Biography**

For more than 35 years, I have shared my photographic experiences and love of nature with thousands of individuals through more than 300 photo classes, workshops, lectures, and tours in both the U.S. and abroad including Kenya, Iceland, Newfoundland, the Falkland Islands, the Brazilian Pantanal, South Dakota Badlands, Bosque del Apache, Chincoteague NWR, Tangier Island, etc. Program sponsors have included zoos, nature centers, camera clubs, and conservation organizations such as National Wildlife Federation and the Assateague Island Alliance. For many years, I have taught photography classes at Johns Hopkins University and other educational institutions and have written "How To" articles on nature photography for national publications such as ***Outdoor Photographer and Birding***. My images have appeared in magazines, calendars, and books published by National Wildlife Federation, Natural History Society, Audubon, and Sierra Club. Credits include the book, ***"Chincoteague National Wildlife Refuge, an Ecological Treasure"***.


**Westchester Photographic Society is proud to invite the public to see Irene Sacilotto**

**To Register email [Meetings@wpsphoto.org](mailto:Meetings@wpsphoto.org)**

## ***Presentation by Jean Marie Bain, Concerning Dr. Earnest Withers***

***Article by Stephen Francis***

***Photo credit—Saint Claire Reide, Jr.***



On February 14, our very own Jean Bain, presented us with a Black History lesson many of us will never forget. During the summer, Jean and a few of her girlfriends visited Memphis Tennessee, where she came across a bookstore. There, Jean learned about a black photographer, Earnest Withers, who is maybe not as celebrated as he should be.

Earnest Withers, was born in Memphis on Aug. 7, 1922, and died Oct.15, 2007. He took an early interest in photography, taking photos of funerals, commercials, the Memphis nightclub scene, black artists, and black activists. He photographed some

of the up and coming personalities of his and our era, however, he is best known for his iconic work during the Civil Rights movement.

Jean, in her enlightened style, told of an Earnest Withers who took photos of Ray Charles, Ike and Tina Turner, B.B. King, and Aretha Franklin. He would become friends with major Civil Rights figures like Medgar Evers and Martin Luther King Jr. Withers shot many Civil Rights photos that we are all familiar with; the famous “I Am A Man” photo of the Memphis sanitation strikers is one of many. He would be published in Jet, Ebony, Newsweek, Life, and the New York Times.

Knowing the hardships African Americans faced throughout our history in America, one can imagine the harassment, the arrests, the beatings, the betrayals that Withers endured from people who did not want their racism exposed for the world; but, endure he did. Withers’s most active period of photography illustrates: have only touched the surface of his prolific life.


Jean purchased a book entitled, “Revolution in Black and White” that tells a more complete story of the life of Earnest Withers. She recommends it to anyone interested in photography during the Civil Rights era and beyond.

We thank Jean for her thorough research and knowledge of Earnest Withers, and for making us aware of his place in American history.

## *Presentation February 21st*

### *9 Composition Tips For Amazing Photos*

*by Lawrence Gallmon*



1. ***Framing:*** The method of using elements of your scene to create a frame around the main subject of your photo, drawing the viewer's attention and giving the image a more artistic feel.
2. ***Leading Lines:*** Lines that lead the viewer's eye from one part of a composition to another, generally moving toward the main subject.
3. ***Symmetry:*** As in geometry, the exact match in size and shape between two halves, parts or sides.
4. ***Contrast:*** The Visual difference in tones, textures, highlights, shadow and color.
5. ***Patterns:*** In photography when elements occur naturally or which you can create with your composition repeat throughout the frame. (Often consist of lines, shapes and color, creating a design for the eye to follow).
6. ***Filling the Frame:*** The technique of composing an image so that positive space takes up most or all of the frame.
7. ***Use of a Wide Aperture:*** Your lens lowest aperture setting is a wide aperture, letting more light in to reach the sensor. (Creates a shallow depth of field).
8. ***Negative Space:*** The space surrounding your main subject.
9. ***Shadows:*** Often overlooked or even avoided but used creatively, can transform every day images into eye catching art.

## Your Southeast Queens Camera Club

Year to Date 2022–2023 Season — Competition #4

### SALON

### GROUP A

### GROUP B

COLOR PRINTS	Images	IOM	Points	COLOR PRINTS	Images	IOM	Points	COLOR PRINTS	Images	IOM	Points
Jean Marie Bain	3		3	Renée Harper	10	3	18	Christopher Lynch	1	1	3
John Mayes	9	2	20	Byron Henry, Jr.	10		16	Daniel Leake	6	1	13
Lawrence Gallmon	4	1	9	Bill Taylor	1	1	3	Carlton Johnson	2		3
B&W PRINTS				B&W PRINTS				B&W PRINTS			
John Mayes	3	2	8	Renée Harper	1	1	3	Carlton Johnson	2	1	7
Lawrence Gallmon	4	1	10	Byron Henry, Jr.	3	1	7				
COLOR DIGITAL IMAGES				COLOR DIGITAL IMAGES				COLOR DIGITAL IMAGES			
Jean Marie Bain	9		14	Renée Harper	11	2	22	Brian Augustine	9	1	17
Nyree Cyrus-Williams	9	2	25	Byron Henry, Jr.	11	1	20	Carlton Johnson	9		17
Brenda Gates	3		3	Dotti Anita Taylor	12	1	17	Daniel Leake	10	1	19
Dianne Heggie	12		28	Jacqueline Polite	1		1	Christopher Lynch	3		3
Doris King	12		22	Charles Davis	6		9	Stephen Francis	5	2	16
John Mayes	9		17								
Saint Clair Reide	6		11								
Ralph Simmons	12		23								
Ken Whitehead	12	2	33								
Leonard Nangle	9		10								
Corona Johnson	6		12								
Lawrence Gallmon	4		6								
B&W DIGITAL IMAGES				B&W DIGITAL IMAGES				B&W DIGITAL IMAGE			
Nyree Cyrus-Williams	7	2	17	Renée Harper	9	3	19	Brian Augustine	5		9
Dianne Heggie	3		7	Byron Henry, Jr.	5		9	Carlton Johnson	10	3	17
John Mayes	3		6	Charles Davis	6	1	11	Daniel Leake	2	1	5
Ralph Simmons	10	1	24	Dotti Anita Taylor	1		1				
Ken Whitehead	12	1	25								
Lawrence Gallmon	4		6								
Corona Johnson	3		5								
Jean Marie Bain	1		1								



## *Field Trip*

### *Nassau County Museum*

*Article by John Doherty, Jr.*

*Photo Credit—John Mayes*

On March 7, 2023, I had the joy of going on my third *SEQCC* field trip to the Nassau County Museum to see “*The Big Picture Exhibit*”.

It started off by me paying full price and being called a kid, lol! This is the first time I’ve been the youngest person in a group in a long time. We saw a bunch of photos, some famous, by famous artists. One of the ones I found truly interesting was ‘The Negro Barbershop Interior, Atlanta 1936’ by Walker Evans. There was also ‘Halga Sofia, Istanbul’ by Ahmet Ertug. We saw Dorothea Lange’s famous image of a “Migrant Mother”, James Casebere who constructed stage models and Thomas Struth images of Family Portraits. There was an exhibit of cameras from different eras. I found that super exciting. They ranged from the early 1900’s to around the mid 1970’s. The grounds were expansive and full of sculptures. A springtime walk and photoshoot would be in order for anyone. I loved it.

But, the best was yet to come:

We went to a diner and had good food and great conversations.

It was a field trip I shall not soon forget.



Members in attendance: John Doherty, Jr., Doris King, Jean Marie Bain, Dianne Heggie  
Dotti Anita Taylor, John Mayes and Brenda Gates

# ***2023 Spring Spectacular***

Join the PFLI & Sponsor B&H Photo

On Sunday, April 23 • 9am – 3pm

Lindenhurst Firemen's Pavilion

555 Heiling Blvd. Lindenhurst, NY 11757

**Guest Presenter: *Susan Magnano***



*Click: Photour Adventures Click Here*

**Susan Magnano — Night Photo Summit 2023**

*by National Parks at Night*

**Morning and Afternoon Sessions**

***Luminescent Portraits & Nature/Landscape***

***Vendors***

B&H Photo • Tamron • Canon ImageProGraf Printers • Equipment Sales / Orders

***Raffle Prizes***

Tamron Lens-Red River Paper-Cotton Carrier-Smug Mug Memberships

Think Tank-Alien Skin-ImagePro Print-Discounts-and More

Tickets available on eventbrite • Click [here](#)

Advance Tickets \$30.00 (plus eventbrite handling fee) — At Door \$35.00

Directions — From East or West

Sunrise Hwy to Wellwood Ave South, left on Hartford St. (sign for park is on corner)

left into Firemen's Memorial Park, parking behind pavilion





## Weekly Photography Challenge—

### Weathered The Number 3

**Weathered:** worn by long exposure to the atmosphere: weather-beaten.

Old timber, steel Toys are good ones. A rusted roof... The list, as ever, goes on for a while! You can use a single image or tell a photo-story. The only requirement is that you tag your posts if you share them on social media or over on the [dPS Facebook Group](#), use the tag [#dPSWeatheredChallenge](#) and [#dPSWeeklyChallenge](#).

[Read More](#)

### How to Get Natural Smiles In Photos: 20 Easy Tips

You can always ask your subjects to say “Cheese” but the resulting smiles rarely look natural. Encouraging natural smiles is hard. It often seems impossible. Fortunately, capturing smiling pictures is not as hard as it sounds. As a professional event photographer, getting complete strangers to smile is a big part of my job, and I’ve picked up plenty of proven techniques that I’ll share with you today...

[Let's get started](#)

***Southeast Queens  
Camera Club  
Get Your  
Award  
Winning Images  
Ready for Competition #5***

**March 28th, 2023**


**Judge: *Mike DiRenzo***

Images

must be submitted to [photocontestpro.com](https://photocontestpro.com)

*anytime before 12 midnight by Friday, March 24th, 2023*

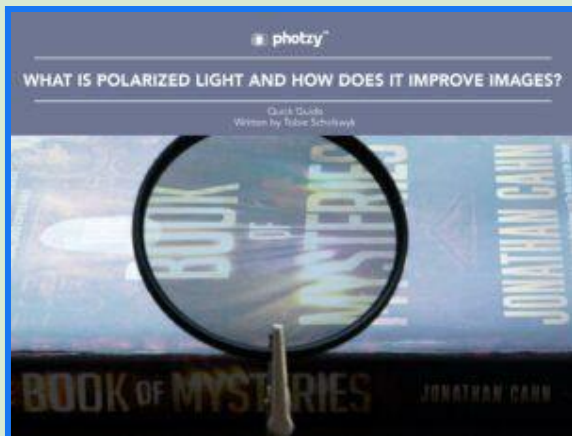
## *Your New Free eBooks of the Month*



### ***The Multiple Functions of Tripods Explained***

*All tripods have one thing in common: three legs and a place to secure the camera. After that, they can be as different as the day is long. Find the tripod which suits your needs with this guide.*

[\*Download free eBook now\*](#)



### ***A Focal Point Defined and How to Use One***

*When you choose your focal point, you're essentially telling a viewer where you want them to look. In this guide, Jo shares some essential steps in the use of a focal point.*

[\*Download free eBook now\*](#)




### ***ThePhotoStick® Omni Backs Up Your Photography—On Any Device!***

*Never worry about losing files in the cloud or to unknown circumstances like water damage again. ThePhotoStick Omni keeps your photos and videos safe.*

[\*See How it Works\*](#)

## ***Your New Free eBooks of the Month (continued)***



### ***Range Masks: Lightroom's Best Kept Secret***

The best post-processing occurs when edits are enacted on a local level versus a global change, yet many Lightroom users don't take advantage of one of the program's best tools for this: range masks.

[\*Download free eBook now\*](#)




### ***11 Free Photography eBooks on Different Composition Techniques***



### ***4 Free eBooks That Will Improve Your Smartphone Photography***

## *Frame Within the Frame*



### *Composition Restrictive Theme for April 2023*

This visual technique means that you place your subject into a natural or manmade frame, within the frame of the image. It works well to emphasize depth and dimension. It also adds context and strengthens the focal point by creating a negative space for the subject to appear in. It will direct your viewer's attention and creatively emphasize your subject.