

Keeping In Touch

www.seqcc.org



Volume 20 • Issue 1 • September 2023

Southeast Queens Camera Club News

A Member of the Photographic Federation of Long Island



*Bringing The Photographic Arts
To Your Community*

Your Officers and Their Schedules

President: Lawrence Gallmon

Vice President: Jean Marie Bain

Secretary: Jacqueline Polite

Treasurer: Charles Davis

STANDING COMMITTEES:

Competition: Dianne Heggie • *Hospitality:* Charles Davis

External Venue: Doris King • *Field Trips:* Open

Newsletter: Albert Ephraim • *Programs & Education:* Brian Augustine

Web & Technology: Byron Henry, Jr. • *Membership:* Delian Slater

FOUNDERS:

Dorothy Gist • Hughe Williams • Ron Caldwell* • Jim Grant*

Advisor: Brenda Gates

Past President: Brenda Gates

PFLI Del.: Nyree Cyrus-Williams

PSA Delegate: Renée Harper

SEQCC MEETING SCHEDULE

Southeast Queens Camera Club meets on the 2nd, 3rd and 4th Tuesday each month at 7:00 p.m.
1st Floor @ Roy Wilkins Family Center, 177-01 Baisley Blvd. at 177th Street, Jamaica, NY 11434

MEETING DATES: 2023–2024 SEASON

September 5, 12, 19, 26

October 3, 10, 17, 24

November 7, 14, 21, 28

December 5, 12, 19,

January 2, 9, 16, 23

February 6, 13, 20, 27

March 5, 12, 19, 26

April 2, 9, 16, 23

May 7, 14, 21, 28

June 6, 13, 20, 27

SEQCC's CALENDAR: September 2023

5th: Executive Board Meeting

12th: Intro of New Members/Committee's Presentations/Slideshow

19th: Getting to know your camera

26th: Competition Rules/What makes a competition image?

Southeast Queens Camera Club does not endorse the content on any third-party website. SEQCC is not responsible for the content or result of any damages with third-parties. Your use of third-party websites is at your own risk and subject to the terms and conditions of use for such websites. ©Southeast Queens Camera Club 2023. All Rights Reserved. Unauthorized use of images contained in this newsletter or website is strictly prohibited. All uncredited images are royalty-free clip art or otherwise believed to be in the public domain. The Newsletter Committee looks forward to you sharing your experiences, skills and thoughts with the club. All members are welcome to submit articles and pictures (articles can include photos, for layout purposes). Photos must be sent separately as JPEG to be published in the Newsletter. The deadline for receiving such information is the 25th of each month. Please forward your articles to newsletter@seqcc.org. Thank you.

*Deceased

Your Membership Corner

August / September Birthdays

August— Audley Smith, 1st • Gail Dobbins, 3rd • Kenneth Whitehead, 4th
Maureen Ryan, 8th • Cassandra Davis, 14th • Lisa Wade, 19th • Ralph Simmons, 23rd Theodore
Wallace, 23rd • Dorothy Gist , 24th • Saint Claire Reide, Jr. 24th, • Sylvia “Cookie” Hodge, 26th

September — Nyree Cyrus-Williams, 6th • Stephen Francis, 7th • Helen Dobbins-Bryan, 9th
Rhona Lawrence, 9th • John W. Taylor, 12th • Ronald Moore, 14th • Micheal Turner, 22nd
• Renée Harper, 25th

Become an Active Member

Join a Committee

Just A Reminder:

General Courtesy:

Please turn your cell phone off or place them on vibrate during competition and when a Presenter is addressing the membership. Please refrain from asking questions and making audible comments until after the competition has concluded. Let's be mindful by showing respect to each other, the Judges and Presenters as we truly appreciate their services.

All Committees Are Open:

SEQCC does not operate without input and support from its members. Currently, the following committees need volunteers to help SEQCC continue to succeed as a club: Field Trips, Membership, Hospitality, Newsletter and Programs & Education. Your participation on any committee is greatly appreciated. You may see any Executive Board member for more information.

Thank You in Advance.

Remember, this newsletter is interactive. Click on certain pictures or text to be linked to pages within for more in depth explanations or additional content.

Condolence:

We extend our condolences to Renée Harper, who lost her mother. We extend our condolences to Nyree Cyrus-Williams who lost her father. Let's keep them in our prayers as they go through these difficult times.



Lawrence Gallmon

President's Message

Welcome to a new season with Southeast Queens Camera Club. I trust and hope that your summer was healthy and full of opportunities to practice your photographic skills—skills that you are willing to share in some way with your fellow *SEQCC* members. Welcome to the new members who joined our organization late in the last season.

Although, I have served in a number of positions with *SEQCC* over the years, a lot has changed since then. When I came into the club, most members were shooting with film. Technology has changed the way many things are done and the changes have been good. The new *PFLI* competition program and Zoom meetings are great improvements. I have some catching up to do when it comes to understanding and learning the processes for correct use of various procedures that didn't exist before.

I do thank our outgoing president Brenda Gates, for the work she has done over the past four years. The onset of COVID-19 presented a major challenge for the club, but she managed to keep things going with Zoom meetings and the support of her executive board. The club was also able to have new members sign up even with all the health concerns about covid.

As we move forward into this new season, my hope is to increase membership as well as membership-participation in the club and its various events and activities taking place each year.

Rochdale Village Fall Festival – Rain or Shine

***SEQCC will be participating in the Annual
Rochdale Village Fall Festival on Sunday,
September 10th, 2023
from 9:00 a.m. to 7:00 p.m.***

*We need volunteers to sit at our table. Our table will
be in front of the Rochdale Garden. The address is
169-65 137th Ave., Jamaica, NY 11434*

****Please feel free to bring your dues too as our club
meetings start back @ Roy Wilkins on Tuesday,
September 12th @ 7:00 p.m.*

Welcome Welcoming In Happy New Season!!!

The time slots for Volunteers are as follows:

9:00 – 11:00 a.m.: Gail Dobbins / Brenda Gates

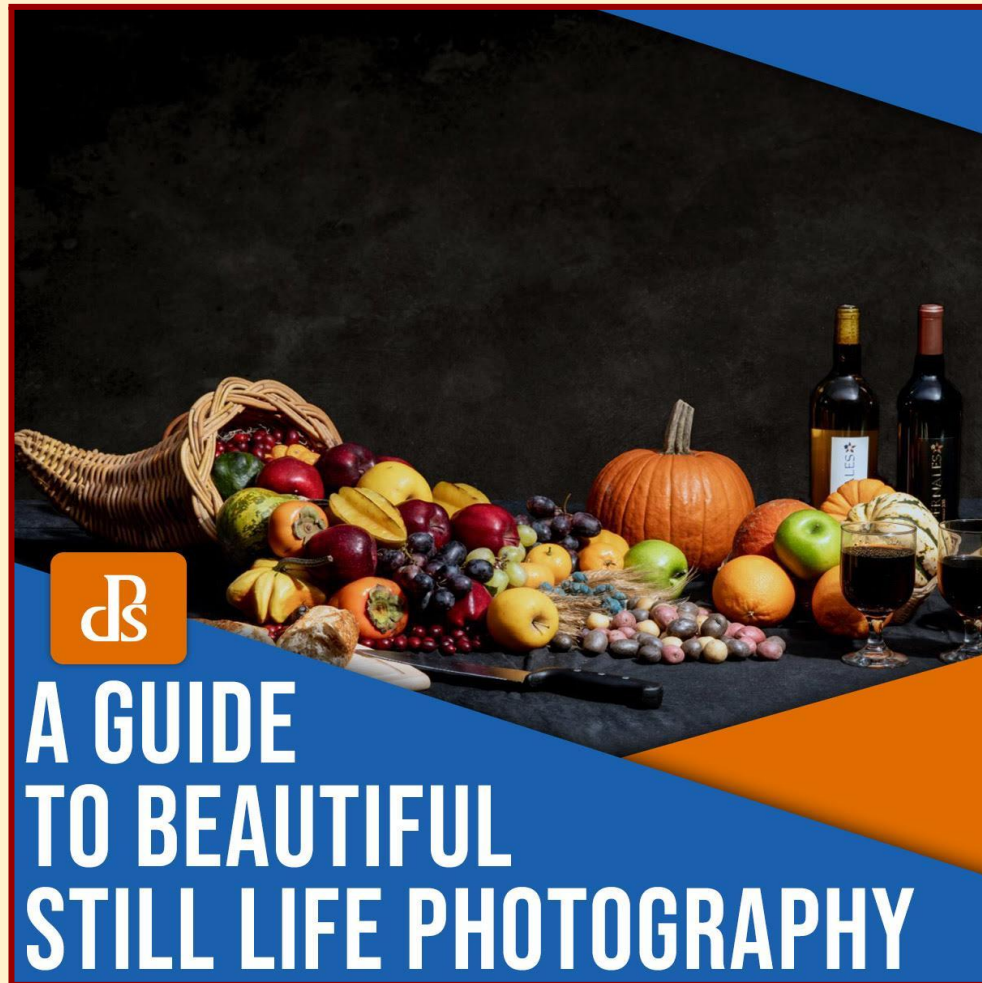
11:00 – 1:00 p.m.: Jacqueline Polite / Dianne Heggie

1:00 – 3:00 p.m.: John Mayes

3:00 – 5:00 p.m. & 5:00 – 7:00 p.m.: Eugene Hamilton

*Please contact Lawrence Gallmon, President @ 347-528-7178
or Brenda Gates, Committee Member @ 917-885-8973
to reserve your time slot. TYVM*

Savvy Photography Tips



Still Life Photography: The Ultimate Guide (+ 9 Tips)

14 Tips for Awe-striking Black and White Landscape Photography

Bokeh Effect in Photography: A Guide to Gorgeous Background Blur

An Essential Guide to Night Portrait Photography

13 Tips for Breathtaking Seascape Photography

Your Gear Review



Tamron Unveils Powerful Zoom Lenses for Nikon and Sony

5 Camera Filters That Can Enhance Your Photography

A Beginner's Guide to Buying a Camera (2023 Edition)

What Do the Numbers on Your Camera Lens Mean?

Make a Difference with *Your* Post Processing



How to Remove Glare in Photoshop: A Step-By-Step Guide

Is Shooting RAW+JPEG the Best of Both Worlds?

13 Best Cinematic Lightroom Presets (in 2023)

Your Competition News

Our SECC competitions for the 2023/2024 season will be held in person (Judges - via Zoom) on the 4th Tuesday, starting October 24th, 2023 @ 7:00 p.m. The five categories are Digitals (b&w and/or color), Prints (b&w and/or color) and Creative. You can submit up to three images in each category.

******Please note SEQCC's Competition Dates listed below for Digitals and Prints:***

Competition Dates

SEQCC's Digitals and Prints are on the same date

October 24th, 2023

November 28th, 2023

January 23rd, 2024

February 27th, 2024

March 26th, 2024

April 23rd, 2024

May 28th, 2024 (*Best of the Best*)

**When You Have Questions or concerns
please feel free to contact any member of the**

Competition Committee:

Dianne Heggie, *Chair*

Corona Johnson • Ralph Simmons

John Mayes • Jean Marie Bain

Carlton Johnson

Color Cast

If you're struggling with color casts in your images or incorrectly set white balance, make sure you check *the DSLR Crash Course* — on sale now for DPT readers! White balance is a setting that adjusts for the varying color temperature of light.

White balance is a setting that adjusts for the varying color temperature of light.

How then do we recognize the need for white balance?

If you shoot some images and then realize that some pictures have a yellow, orange, or blue color cast, then that's because the white balance was set incorrectly for the scene.



Image by *Dave Dugdale*

With the proper understanding of white balance, we'll be able to better set our cameras based on the lighting condition during the shoot. Additionally, white balance can also be adjusted in post in *Lightroom*, *Photoshop*, or other editing software. White balance is measured in Kelvins. While most cameras out there offer presets that can be used, it's best to know how to determine the right white balance settings.

- *First, take a picture and review the white balance settings.*
- *If the picture has a blue color cast, that means your camera is automatically trying to balance the image with the introduction of blue. Simply increase the color temperature.*
- *If the picture proves to be too yellow, that's your camera trying to adjust the white balance by introducing a warm color cast — more than the lighting situation needs. You can simply decrease the Kelvin rating.*

So, how do you do that?

If the white balance presets in your camera don't quite work, you can set a custom white balance by taking a test shot of an 18% gray card, or any element that appears white in your scene (for as long as it has the same lighting).

Make sure that the 18% grey card or the white area completely fills your frame, you don't want to have other elements in the image when setting the custom white balance.

To do this, simply go to your camera settings and find the Custom White Balance (CWB) and take your test shot!

Setting a custom white balance is not difficult, if you know how. For even more tips and training material, make sure you [download the DSLR Crash Course now](#).

Cheers,

The DPT Team



New York State Senator Leroy Comrie

14th Senatorial District, Queens
113-43 Farmers Boulevard · St. Albans, NY 11412



@leroycomrie



@senatorcomrie



Dear neighbors,

Our city, state and nation suffered an unspeakable tragedy that will never be forgotten. We honor all those who lost their lives and remain in awe of the remarkable heroism displayed by our first responders on September 11, 2001. In these trying times we must never forget how our nation came together in the aftermath of 9/11. We continue to pray for the families and friends of those who were lost and honor their memories.

Yours in Service,

*Leroy Comrie
New York State Senator
District 14 Queens*



New Weekly Photography Challenge: Urban Landscapes

Our weekly photography challenge is Urban Landscapes. Urban landscape photography, at its broadest, involves capturing photos of cities and towns.

Use #dPSWeeklyChallenge and #dPS Urbanscapes here in the comments or shared in your own social media posts and/or in our Facebook Group

[Read more](#)

Color in Photography: 5 Tips for Stunning Results

Color is an often overlooked element of photography, yet it can make a huge difference to your images. But figuring out how to use color in your photos can be tricky. Not only do you have to find the right subjects, but you also need to ensure the colors blend well together and work with the overall mood of the piece. That's where this article comes in - in it I share five tips to improve your use of color in photography, whether you're a beginner or an experienced shooter!

[Let's get started!](#)

Darren and the dPS team

*Southeast Queens
Camera Club
Get Your
Award Winning Images
Ready for our
“1st Competition”*

October 24th, 2023


Judge: *TBA*

Images

must be submitted to photocontestpro.com

anytime before 12 midnight by Friday before competition

Your New Free eBooks of the Month



Using Dynamic Angles for Ultra Impact

Learn to make use of dynamic angles for ultra-impact in your photos. Experimenting with camera angles can add a fresh perspective to your compositions, especially when photographing ordinary subjects.


Download free eBook



The Photoshoot Is Over: Now What?!

As a photographer, you probably know that the photo shoot isn't just taking pictures. This guide discusses what should happen after you come home from a photo shoot.

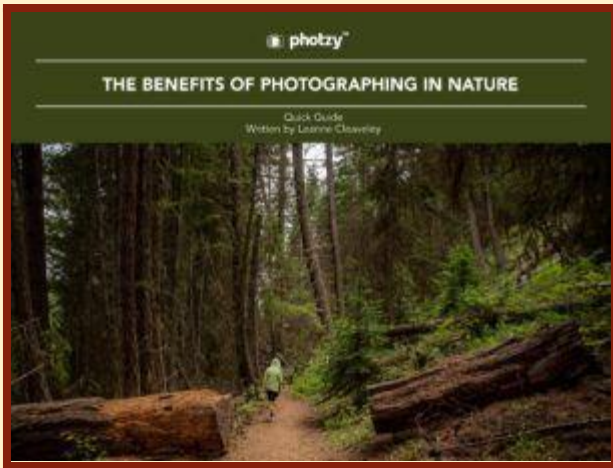
Download free eBook



Pocket Tripod® - a Genius Phone Stand That Fits in Your Wallet!

A revolutionary design keeps your phone steady at any angle, anywhere you need it - and it's the size of a credit card. Pocket Tripod guarantees you always have a phone stand when you need one.

See How it Works



The Benefits of Photographing in Nature

Sometimes we get so caught up in thinking about what we can do to make our photography better that we lose sight of how photography can make us better. You are improving yourself by using your camera!

Download free eBook



***6 Free Ebooks
on Black & White Photography***



***How to Choose a Shooting Mode When
Photographing***

SEQCC's Summer BBQ Pics At Charles' Home



Our Youngest member, Savannah Davis-Tate receives her first Presidential Award. She was on vacation during our EOY Awards Celebration. Do you think she was surprised?



BBQ Pics Continued



Queens Botanical Garden Orchid Fest Field Trip



Al Ephraim, *Chairman, Layout & Design* • Brenda Gates, *IT and Occurrence Contributor*

Properties: 19 pages • 1817 words • 11229 characters—excluding spaces 9267

Paper Color & Style: Light Yellow 3 and Dark Red Berry 2